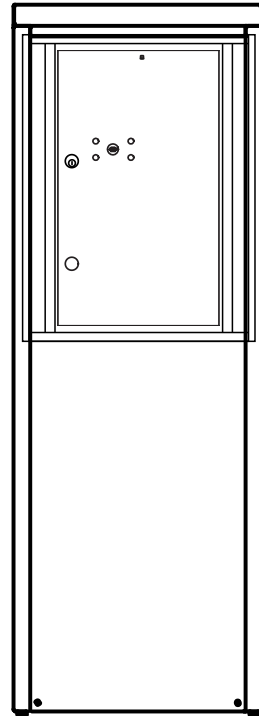


**Elevation
Dimensions**

Overall Width: 1'
6-5/8"



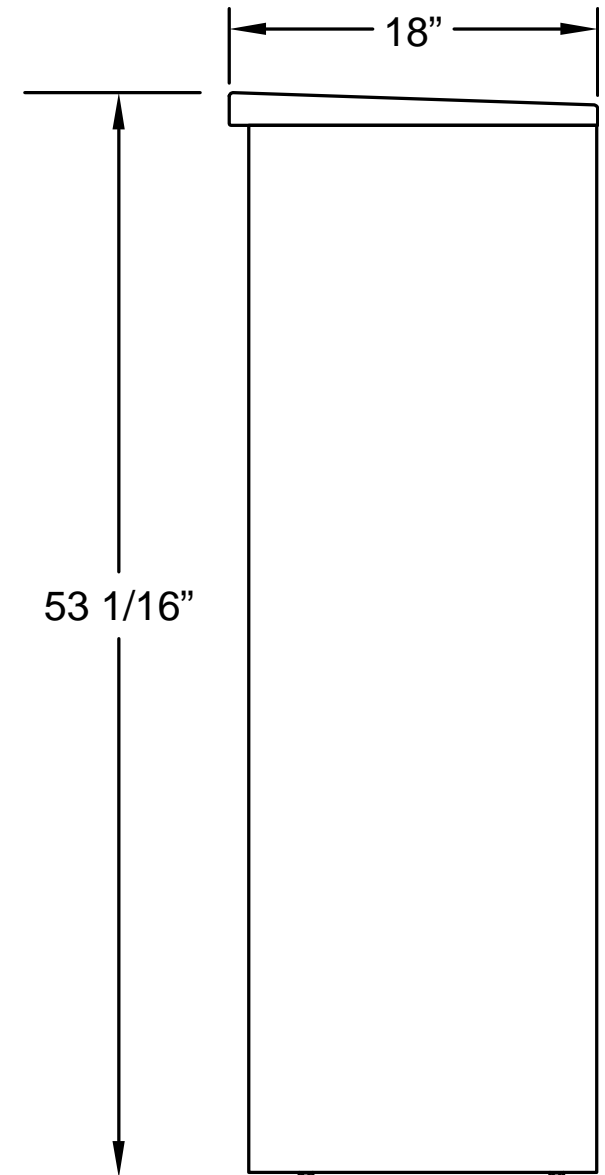
4C06S-1P-D

U.S. MAIL SUPPLY
America's Mailbox Headquarters

262-782-6510 Toll Free: 800-571-0147

1553 E. Racine Ave. Waukesha, WI 53186

Side View



1. **Models Used:** (1)4C06S-1P-D
2. **Installation:** depot
3. **4C Finish:** tbd, **Depot Color:** tbd
4. **Locks:** Standard
5. **Door Id:** tbd
6. Matching Standard Attached Trim

Florence versatile™ 4C Mailbox Suites

Florence 4C mailboxes are USPS approved. Your installation/layout must also meet a 1:5 parcel locker to mailbox ratio and installation requirements (see next page) if serviced by the U.S. Postal Service. Please contact your local Post Office© if you have any compliance questions re: your specific project.

DO NOT SCALE OFF DRAWING

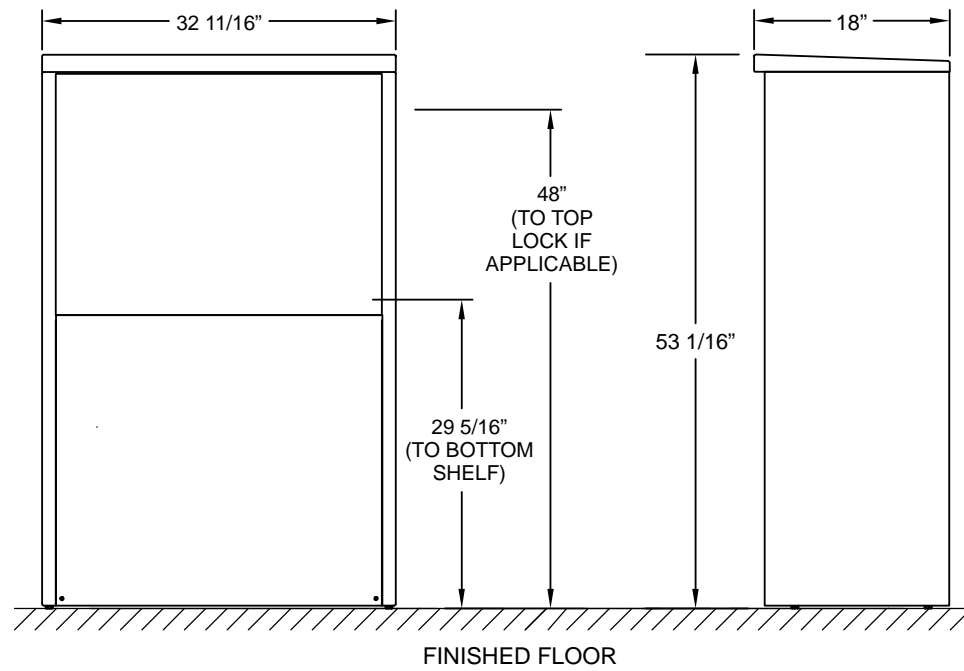
4C DOOR SIZES

6 High parcel: 20-1/2" H x 12" W

ELEVATION: Elevation 1 MAILBOXES: 0 PARCELS: 1			
PROJECT NAME: USMS		DRAWN BY:	
FLORENCE CORPORATION 5935 Corporate Drive • Manhattan, KS 66503 www.florencemailboxes.com • 800.275.1747 A GIBRALTAR INDUSTRIES COMPANY		DATE: 12-29-2020	P.O. NO:
		SCALE: NONE	QUOTE NO:
		DRAWING NO. WEB-168158	SHEET 1 OF 3

Sample Installation Dimensions

Elevation 1 - 4C06



Installation Requirements

The drawings shown above represent minimum installation requirements for 4C installation. Dimensions shown are simply for reference purposes. Installers should use the following guidelines when installing for USPS mail delivery (private delivery installs should follow these rules for accessibility, but are not required.)

1. At least one customer compartment shall be positioned less than 48 inches above the finished floor.
2. No parcel locker compartment (interior bottom shelf) shall be positioned less than 15 inches above the finished floor.
3. No customer lock shall be located more than 67 inches above the finished floor.
4. No customer compartment (interior bottom shelf) shall be positioned less than 28 inches above the finished floor.
5. The USPS Arrow lock shall be located between 36 and 48 inches above the finished floor.

ELEVATION: Installation Drawings

PROJECT NAME: USMS

DRAWN BY:

FLORENCE
 CORPORATION
 5935 Corporate Drive • Manhattan, KS 66503
 www.florencemailboxes.com • 800.275.1747
 A GIBALTAR INDUSTRIES COMPANY

DATE: 12-29-2020

P.O. NO:

SCALE: NONE

QUOTE NO:

DRAWING NO.
WEB-168158

SHEET 2 OF 3

Configuration Summary

PROJECT NAME: USMS
PRODUCT TYPE: 4C
INSTALLATION: depot

4C MODELS USED: (1)4C06S-1P-D
TOTAL MAILBOXES: 0
TOTAL PARCELS: 1

COLOR: tbd
LOCK TYPE: Standard
DOOR IDENTIFICATION: tbd

DELIVERY MODE: all
ADA COMPLIANCE: Meets Minimum Requirements

The information above represents the totals for the entire project, across all elevations.

ELEVATION: Configuration Summary

PROJECT NAME: USMS

DRAWN BY:

FLORENCE
CORPORATION
5935 Corporate Drive • Manhattan, KS 66503
www.florencemailboxes.com • 800.275.1747
A GIBALTAR INDUSTRIES COMPANY

DATE: 12-29-2020

P.O. NO:

SCALE: NONE

QUOTE NO:

DRAWING NO.
WEB-168158

SHEET 3 OF 3